

Primary Edition Lockdown 3.0



St. Helens Council
Sports Development





St. Helens Council
Sports Development


Primary Age Home Activity Ideas

Introduction A-Z Activities

In this booklet, you will find a variety of fun activities that you can do at home, inside or out, and using very little equipment.

The activities can be adapted by age and skill levels. You can use your imagination to adapt the games to make them easier or harder or to use different rules or equipment.

Use rolled up socks instead of balls, brush handles for lines, pillows for targets or a book instead of a racket.



ST HELENS SCHOOL GAMES





St. Helens Council
Sports Development

A message from your School Games team


We know that lockdown and all associated with it can be difficult for children and young people especially in the winter. Therefore, it is more important than ever to keep yourselves active and have fun!

We have produced this A-Z guide of activities that you can do at home to keep you active and working towards your 60 active minutes each day so that you are ready to return to action as soon as you are allowed.

We would love to see how you are getting on, so don't forget to share your pictures and videos with us on our social media channels (twitter - @StHelensSG or facebook - St Helens School Games).

Keep yourselves safe and active and we will see you again soon!

Danny, Becki & Dani



**ST HELENS
SCHOOL
GAMES**



St. Helens Council
Sports Development



Army Crawl



Time to channel your inner army cadet, can you army crawl?

Set out a race track using any house equipment you can find and either race somebody or challenge yourself to beat the clock!

To make it harder, you can even create some obstacles when completing the course.



ST HELENS
SCHOOL
GAMES







St. Helens Council
Sports Development



Burpees

How good are your burpees?
Challenge yourself to complete 10 FULL burpees in
one minute. If this is too easy, take 10 seconds off
the clock and see what your fastest time can be!



ST HELENS
SCHOOL
GAMES





St. Helens Council
Sports Development



Catch & Clap



You will need a ball (or ball of socks)! Throw the ball up into the air and whilst it is in the air, clap!

Try to add an extra clap each time you throw the ball before catching it.

How many claps/catches can you do in a minute? How many claps can you get up to before dropping the ball?

Can you do this as a pair so that you throw the ball and your partner claps and then swap, or can you use two balls?

Can you do this by kicking the ball?



**ST HELENS
SCHOOL
GAMES**





St. Helens Council
Sports Development



Dice Roll




You will need a dice, a piece of paper and a pen. Write down **SIX** different exercises on your paper and number them 1-6.

Roll your dice to determine which exercise you complete first, the number you roll should match one of your exercises.

Then roll the dice again to find the number of times you must complete this exercise!

Why not design a workout for someone else in your household?



ST HELENS
SCHOOL
GAMES





St. Helens Council
Sports Development

E


Everest Climb



See how many flights of stairs you can climb in one day.

Complete your climb all at once, spread it out over the whole day or choose when you want to complete it.

Climbing from the bottom of the stairs to the top is one flight, climbing back down doesn't count, only up.



ST HELENS
SCHOOL
GAMES





St. Helens Council
Sports Development



You will need a table and a large coin (either 2p or 50p would be best).

One player stands or kneels at the end of the table and has 5 flicks of the coin to get it to overhang the end of the table.



If your coin falls off, it's a handover and the other player has their 5 flicks (or less if required).

If the coin stops over the edge, you then have to move to the other end of the table and flick up the coin and catch it for it to be a try.

If you drop it it's a knock on and the play turns over.

If you successfully score a try you get 4 points!



ST HELENS
SCHOOL
GAMES





Get Up Challenge

All you need for this challenge is a bottle top.

Lie down on your back and place the bottle top on your forehead.

Now you have to get stand up without the bottle top falling off your head.

Once you have stood back up you have to lie back down. This counts as one get up!

See how many you can do before the bottle top falls off your head.

Remember you can't use your hands at all!



ST HELENS
SCHOOL
GAMES





Set your timer for 30 seconds.

How many high knees can you do in this time?

You can either step into them, lifting one knee and then the other or you can do a slight jump into them lifting your knees as high as you can!

Once you have completed it, change the time and see how many you can complete?



**ST HELENS
SCHOOL
GAMES**




St. Helens Council
Sports Development

Imagine



In a time where we are limited to where we can go and what we can do its time to use our imaginations. Think of somewhere you really enjoyed to go before lockdown, or somewhere you would like to go afterwards. For example, the cinema, a sporting event plan a day where you recreate these. From making the tickets to deciding a kick off or start time. Make snacks for half time, decorate your house and dim the lights. The more you use your imagination the greater your experience will be.



ST HELENS
SCHOOL
GAMES





St. Helens Council
Sports Development



Jump Squats

How many jump squats can you complete in 30 seconds?

Complete your squat and as you reach the base of your squat, press your feet down and explode off the floor and jump as high as you can. Land with your knees bent and then drop back into your squat and repeat.

Set a timer, or ask somebody to count for you.

Can you challenge somebody else to beat your score?



**ST HELENS
SCHOOL
GAMES**



St. Helens Council
Sports Development



Keepy Ups



The toilet roll challenge is back!

How many keepy ups can you do with a toilet roll?

If you struggle just using your feet, try using your hands as well.

You could also try one kick and catch and keep count that way.

Keep track of your personal best so you know if you are improving!



**ST HELENS
SCHOOL
GAMES**




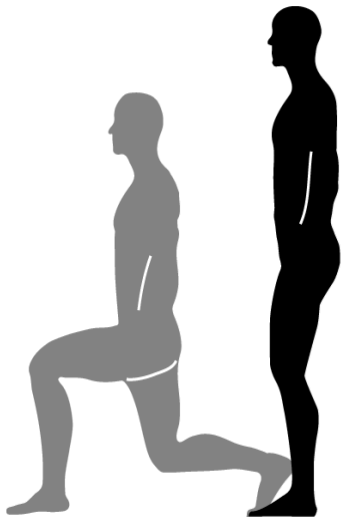


Lunge Race

Sometimes racing around the house isn't a good idea, especially when we are running fast!

Why not try a lunge race, it's not too fast and you can be aware of what's around you. Make sure you don't knock anything over!!

Make sure all competitors start at the same point, mark out your area to race and lunge all the way to the finish line.



ST HELENS
SCHOOL
GAMES



St. Helens Council
Sports Development





Mountain Climbers

How many mountain climbers can you do in 30 seconds?

Use a timer or ask somebody to help and time you, get yourself ready in a press up position and see how many mountain climbers you can complete in the set time by bringing alternate knees to your elbow?

Can you challenge somebody in your house to beat your score? Or even try to beat yourself next time!



ST HELENS
SCHOOL
GAMES





Never Give Up



Today's a day were you try to better yourself. Choose one activity that you have already done and try and beat your best score. Beat one? Why not try another one. Its difficult to beat a person who never gives up!



**ST HELENS
SCHOOL
GAMES**





Obstacle Course



Using items you have around the house, set yourself up an obstacle course! Make it as hard or as easy as you like.

Now the tricky part ... either you or someone else in your household needs to be blindfolded.

Those that aren't blindfolded you have to help the person who is, by giving them directions and instructions to make it to the end.



**ST HELENS
SCHOOL
GAMES**






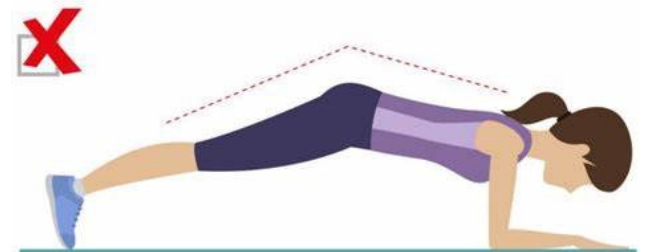
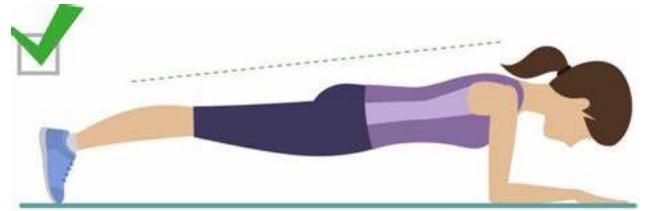
Plank

It's time to test your abdominal muscles!

Plank is a great way to make your core muscles stronger.

As you can see in the picture, you need to be in a straight line. No bottoms in the air or sinking down to the ground!!

Test yourself and see how long you can hold plank for. Make sure you record your time and try and beat it next time!



ST HELENS
SCHOOL
GAMES






Quick Feet

Get ready to get your feet moving as quick as you can!

Set yourself some different stations or challenges where you need your feet to move fast!

For example, make your own ladders and try to keep your feet moving in and out of the ladder! Another way is by setting out cones or other household items and using your fast feet to navigate around them! Moving forwards and backwards too, as well as side to side!



**ST HELENS
SCHOOL
GAMES**






Run

Head out for a walk with your household, but make sure you have your trainers on.

When you are out for a walk in a safe environment, find a point to run to, for example a tree or a lamp post. Run to that point and then back to your family.

Then pick a new point and run to that.

See how many of these runs you can do on your walk.

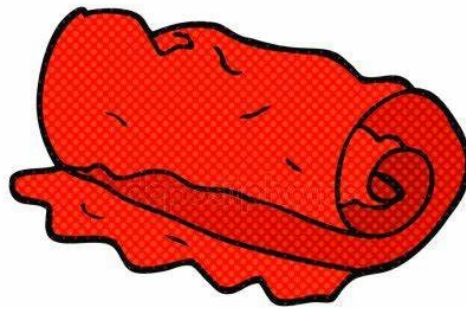


**ST HELENS
SCHOOL
GAMES**






Speed Bounce



Roll up a towel and place it on the floor. Make sure you have room around the rolled up towel to jump on both sides. Set a timer for one minute and see how many speed bounces you can do. This is done by jumping with both feet together over the towel and landing with both feet on the floor.

Keep track of your personal best and then you can keep trying to see if you can beat it.

Bored of one minute? Why not try for two minutes.





St. Helens Council
Sports Development



The floor is lava

The floor is lava, save yourselves!!


Using any household items you can find (pillows, blankets, teddies etc), lie them out on the floor to use as stepping stones.

Try and navigate around the house without touching the floor. If you land in the lava, you must go back to the start!





Up



How many jump squats can you do in one minute?
Squat down and then jump up, make sure that your feet leave the floor. Beware these are harder than they look make sure you pace yourself so you can last for the full minute.



ST HELENS
SCHOOL
GAMES





St. Helens Council
Sports Development




V-Sit hold

V-sit hold is a great way to work your core muscles.

Using the picture as a reference, make your body look like the letter 'V'.

To make it harder, have your arms out to the side and not holding on to your legs!

How long can you hold your V-sit for?



ST HELENS
SCHOOL
GAMES





St. Helens Council
Sports Development



Wall sit Challenge



A wall sit challenge with a difference.

See how long you can last with your back against the wall. For this challenge, make sure that your legs are parallel to the floor you must place two toilet rolls on your thighs. If they fall off, you must stop the timer. Try a few

times to see if you can beat your best time.

Get your whole household involved see who is the first to crack .



**ST HELENS
SCHOOL
GAMES**






X Marks the spot

Choose a small item that you are going to hide such as a peg or pen.

If you are being the hider, you need to draw a X on a piece of paper and place it on or with the item that you have chosen. Your household have to try and find the 'X that marks the spot'.

You could make up clues to help. They could be as simple as 'its blue' or you could make them a bit more cryptic, its up to you.




ST HELENS
SCHOOL
GAMES





Why not try something new this Lockdown. Yoga is a great way to bring calm into your life. It helps with flexibility and body control. Below is a video of yoga for children. If you enjoy this one there are plenty more on youtube that you could try. Starting your day with Yoga really is a great way to get yourself in the right frame of mind for the day.

<https://www.youtube.com/watch?v=X655B4ISakg>



**ST HELENS
SCHOOL
GAMES**






Zoo walk



We know that you can't go to the real zoo right now, but what is stopping you finding out what wildlife you have right on your doorstep. You could even do some research beforehand about the common animals seen in your area, make a list and head out for a walk with your household to try and spot as many as possible. If you have a magnifying glass even better! Some creatures can be really small. Keep a record of anything you have found and where you found it. Who knows next time you are out you might find even more.



ST HELENS
SCHOOL
GAMES